



Candoo How to **Shop on Amazon**

To print this guide, go to “File” and click “Print”.

Step 1 To open a new browser window (Chrome, Safari, Firefox, or Edge), go to one of these items on your computer and hit enter.



Chrome

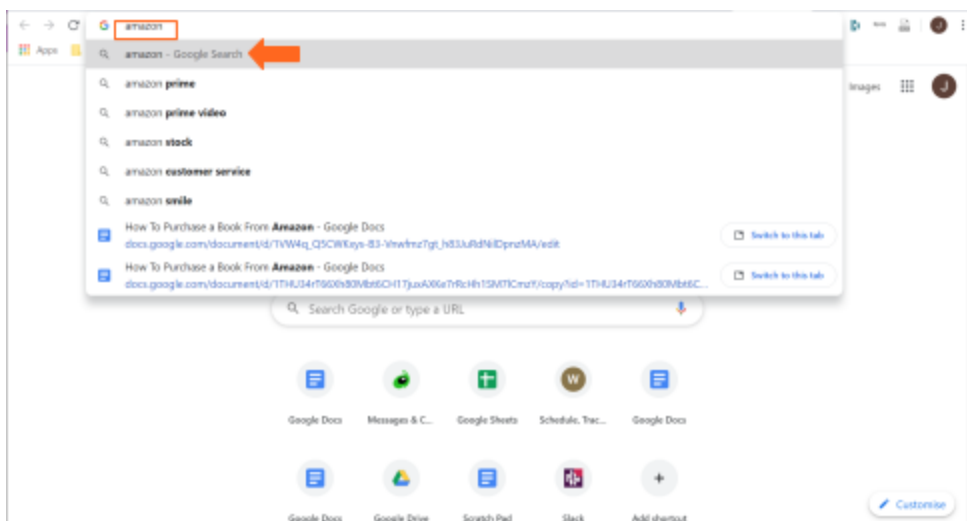


Safari

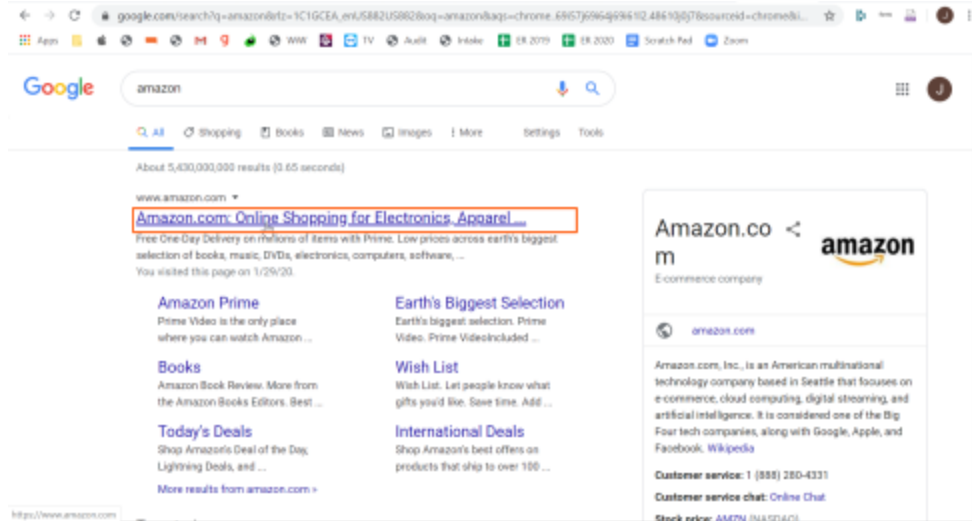


Firefox

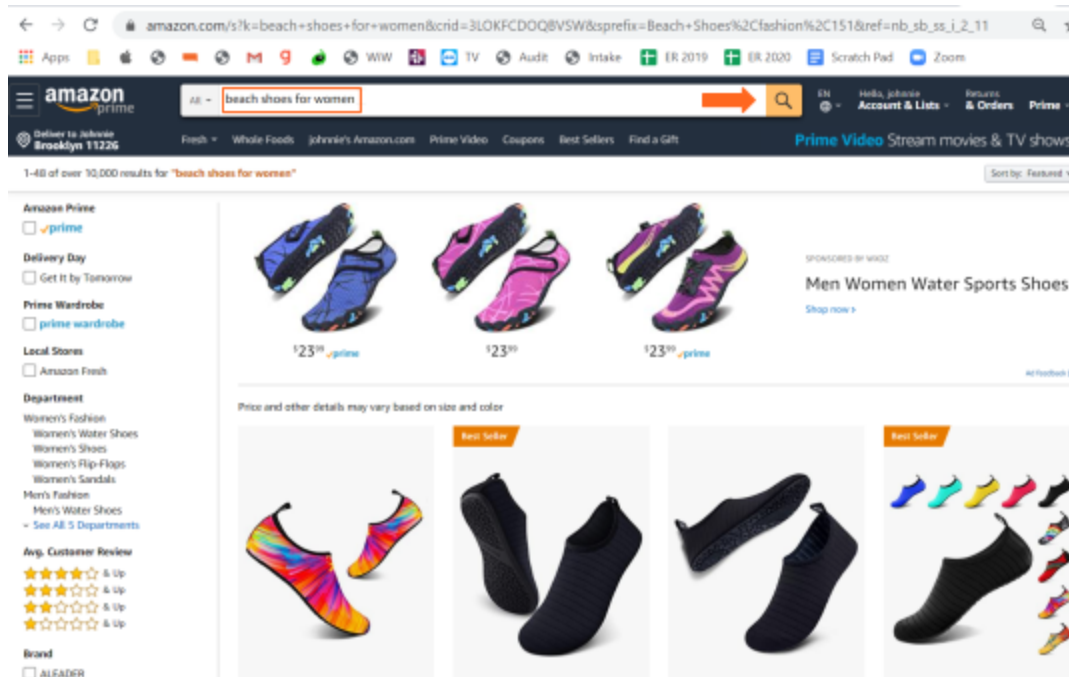
Step 2 Type Type “amazon” in the address field and hit enter.

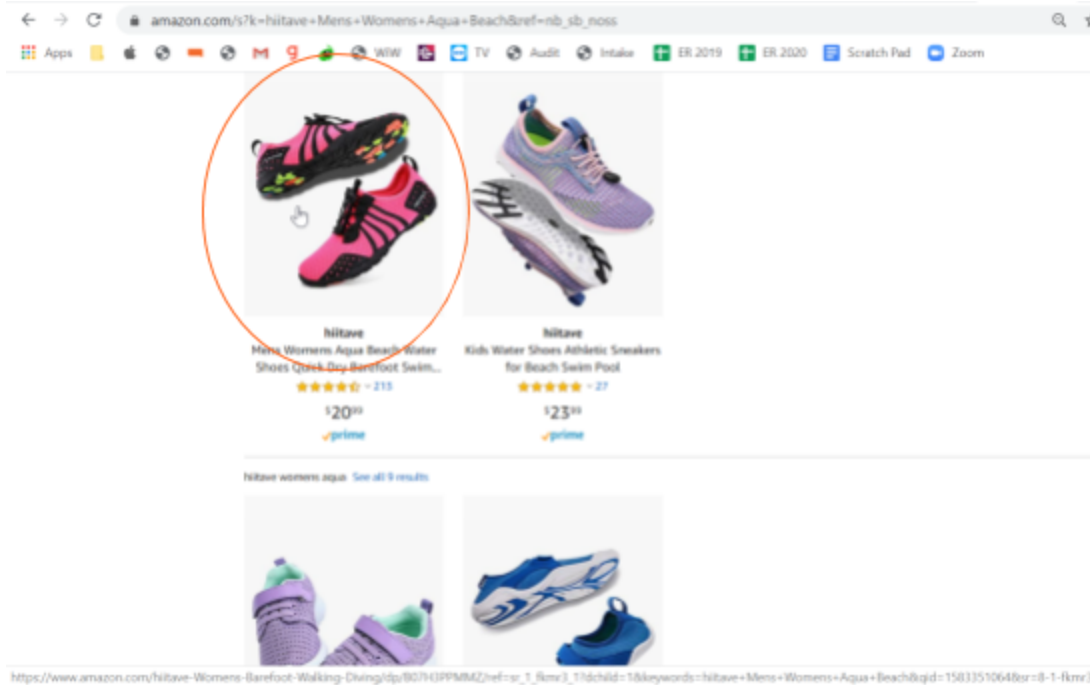


Step 3 Click on Amazon link.



Step 4 In the search field on top, type the item you are looking for. In this case it will be "Beach Shoes"



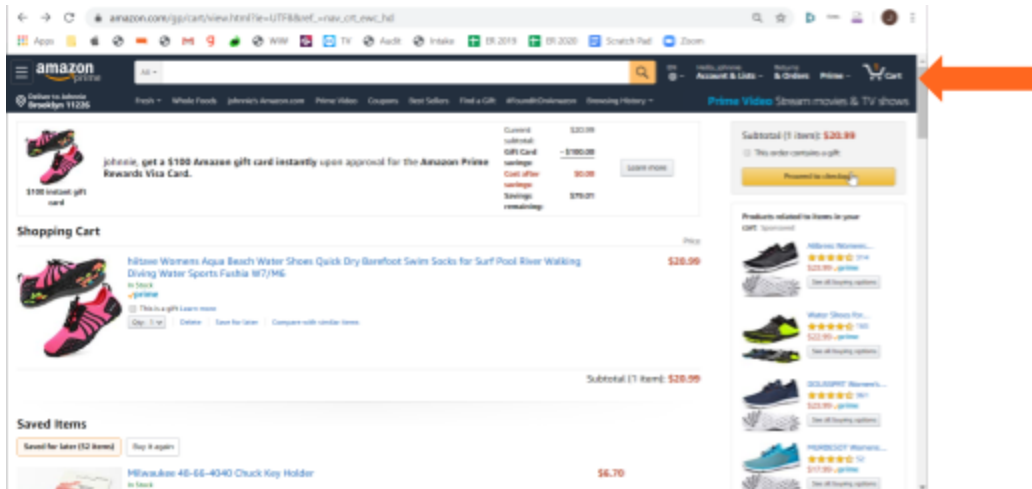
Step 5 Select the item you like and click on it**Step 6** Depending on the item, you may have to select size or color. When you are done, click “add to cart” if you want to keep shopping or “buy now” if you are ready to check out.

Candoo

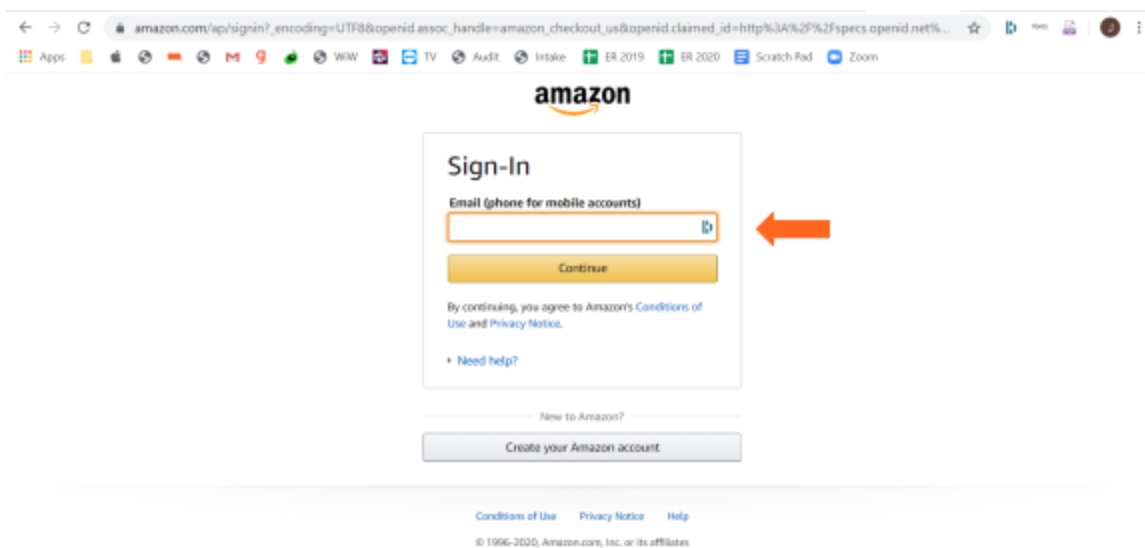
(646)758-6606

support@candootech.com
candootech.com

Step 7 If you click “buy now”, proceed to Check Out. If not, keep shopping and when you are ready, go to your shopping cart.

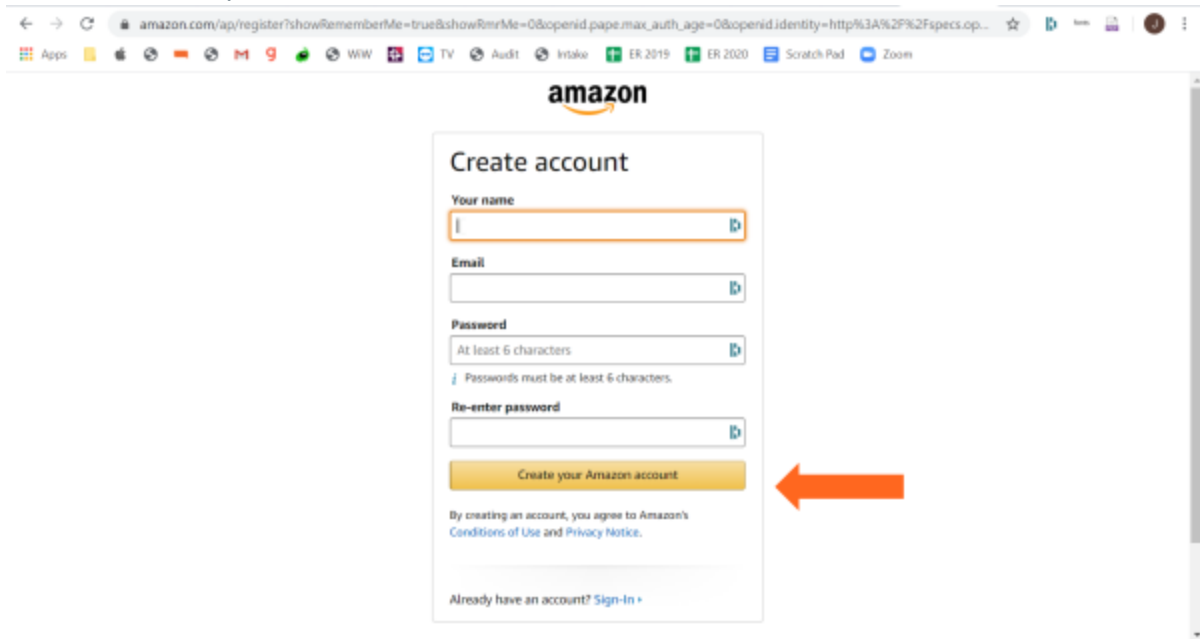


Step 8 If you already have an account, login with your email and password (skip to step 12). Otherwise, click on create your Amazon account.



Step 9 Fill in the fields as shown and click on create your Amazon account. Click Create .

Tech support and training to help you stay independent, safe & connected.



amazon

Create account

Your name

Email

Password
At least 6 characters
Passwords must be at least 6 characters.

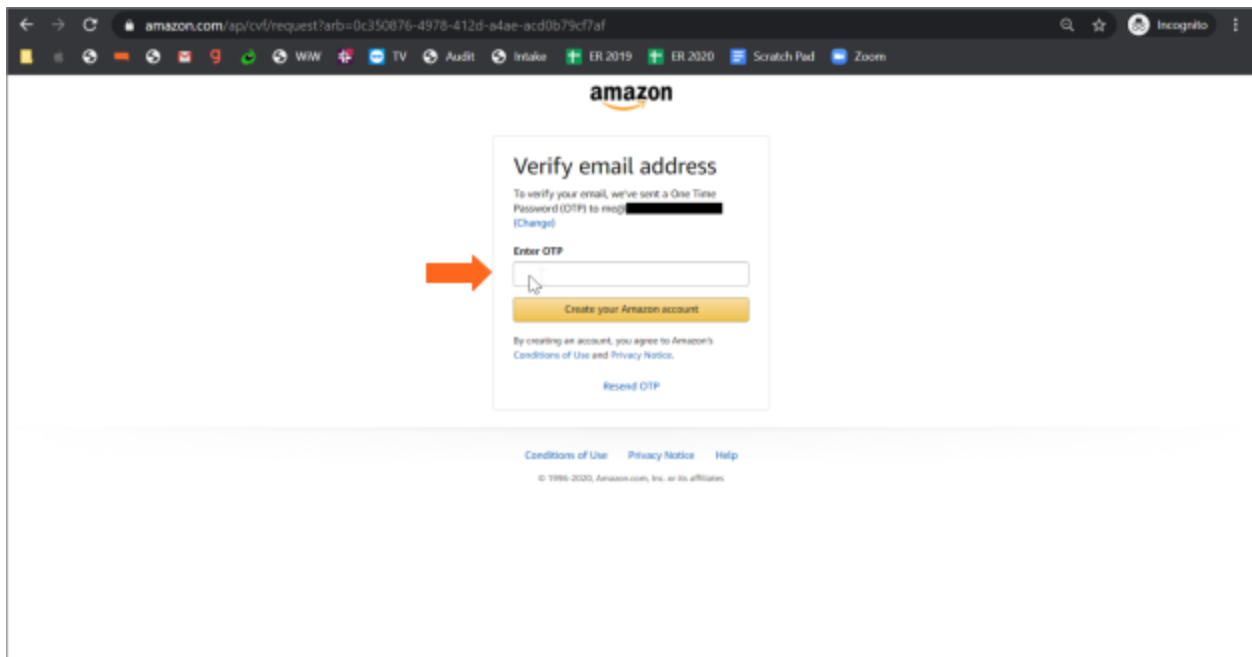
Re-enter password

Create your Amazon account

By creating an account, you agree to Amazon's Conditions of Use and Privacy Notice.

Already have an account? [Sign-In](#)

Step 10 Once the account is created, it will send an OTP (One Time Password) to the provided email address and ask that you enter it.



amazon

Verify email address

To verify your email, we've sent a One Time Password (OTP) to email [redacted] ([Change](#))

Enter OTP

Create your Amazon account

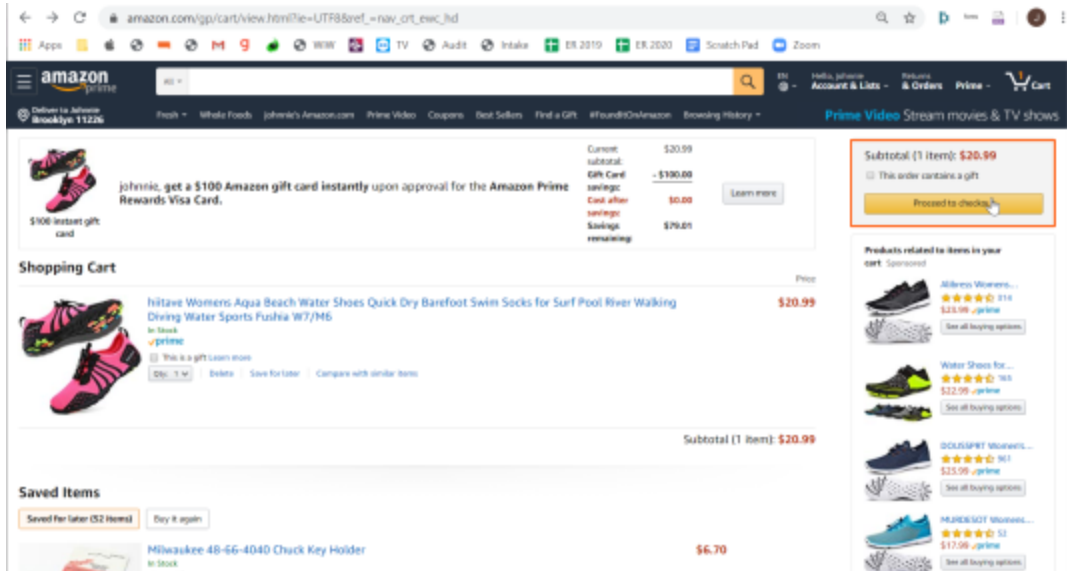
By creating an account, you agree to Amazon's Conditions of Use and Privacy Notice.

[Resend OTP](#)

[Conditions of Use](#) [Privacy Notice](#) [Help](#)

© 1996-2020, Amazon.com, Inc. or its affiliates.

Step 11 Proceed to Checkout



Step 12 Fill out the billing and shipping information as required and click continue when done. When you have an Amazon account, you will not need to fill in this information again.

Enter a new shipping address.

When finished, click the "Continue" button.

Full name:

Address line 1:

Address line 2:

City:

State/Province/Region:

ZIP:

Country/Region:

Phone number: [Learn more](#)

Add delivery instructions (optional)

Do we need additional instructions to find this address?

Provide details such as building description, a nearby landmark, or other navigation instructions.

Do we need a security code or a call box number to access this building?

Weekend delivery:

Which days can you receive packages?

Is this address also your billing address (the address that appears on your credit card or bank statement)?

Yes

No (if not, we'll ask you for it in a moment)

[Continue](#)

Address Accuracy

Make sure you get your stuff! If the address is not entered correctly, your package may be returned as undeliverable. You should then have to place a new order. Save time and avoid frustration by reviewing the address information in the

Or search for an Amazon Pickup location near you

Amazon Pickup locations enable you to pick up your package at your convenience from a nearby self-service Locker or a staffed location.

[Learn more](#)

Country/Region:

United States

Search by Address:

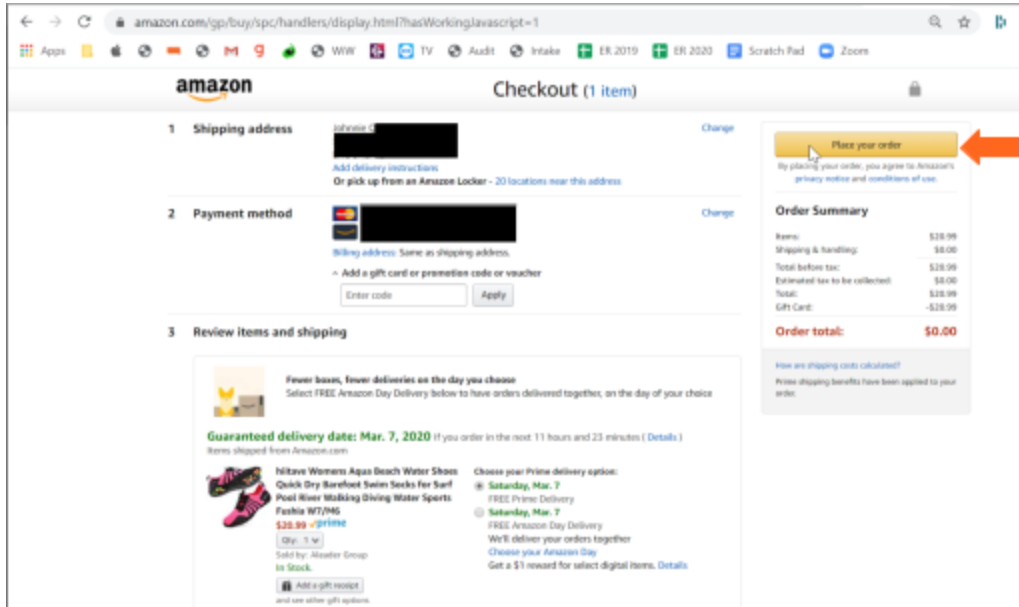
Search by Zip Code:

Search by Landmark:

Search by Locker or Store Name:

[Search](#)

Step 13 If everything looks good, click “Place Your Order”




Step 14 The next page will show your order information. Please take note of the order number. You will also receive an email from Amazon.

Order Details

Ordered on February 26, 2020 | Order# 113-0299802-16 [REDACTED]

[View or Print invoice](#)

Shipping Address	Payment Method	Order Summary
Johnnie O [REDACTED] [REDACTED]	 **** [REDACTED]	Item(s) Subtotal: Shipping & Handling: Total before tax: Estimated tax to be collected: Grand Total:
		[REDACTED]

If you need help setting up and ordering from Amazon, call us at 646-758-6606 or email support@candootech.com